

TUNGSTEN

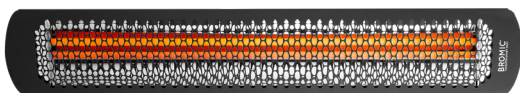
SMART-HEAT™ ELECTRIC



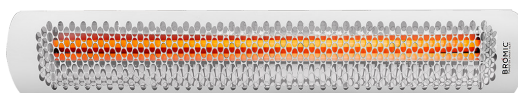
KEY FEATURES

- ▶ **Extensive Range of Heat Outputs:** Available in models ranging from 2000W to 6000W
- ▶ **Timeless Design:** Showcases a stylish honeycomb mesh front with a high-temperature, corrosion-resistant coating and durable stainless-steel construction. Available in black and white finishes ensuring suitability for all environments
- ▶ **Versatile Mounting Options:** Supports wall, ceiling, and recessed installations, providing versatility to suit various space requirements
- ▶ **Directional Heating:** Adjustable bracket system allows for precise heat direction, optimizing comfort for specific seating or lounge areas

COLOR OPTIONS



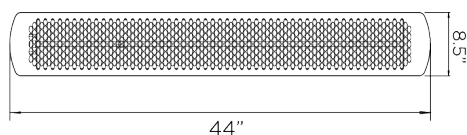
Black



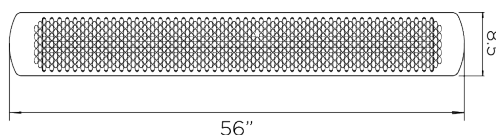
White

DIMENSIONS

2000/4000W



3000/6000W



MOUNTING OPTIONS



Wall Mounted



Ceiling Mounted




Flush Mounted

Discover more about *Tungsten Smart-Heat™ Electric*

Learn more at bromic.com

BROMIC
HEATING



SPECIFICATIONS

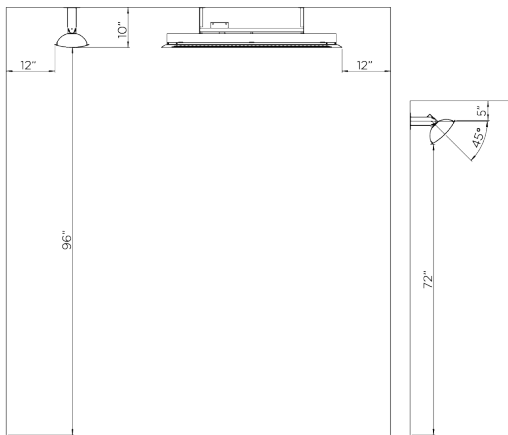
PRODUCT NUMBER BLACK WHITE	WATTAGE	HEAT AREA	WEIGHT	RATED CURRENT*	MINIMUM FLOOR CLEARANCE	APPROVAL CERTIFICATION	IP RATING	CONTROL OPTIONS
BH0420030	2000W	65ft ²	19.8lbs.	220-240V/8.3A	WALL 72" CEILING 96"	INTERTEK ETL / cETL 4005951	IPX4	Affinity On/Off Affinity Dimmer Manual Wall Switch
BH0420031	3000W	100ft ²	22lbs.	220-240V/12.5A				
BH0420032 BH0420012	4000W	130ft ²	19.8lbs.	220-240V/16.6A				
BH0420033 BH0420013	6000W	160ft ²	22lbs.	220-240V/25A				

*Also available in 208V and 277V

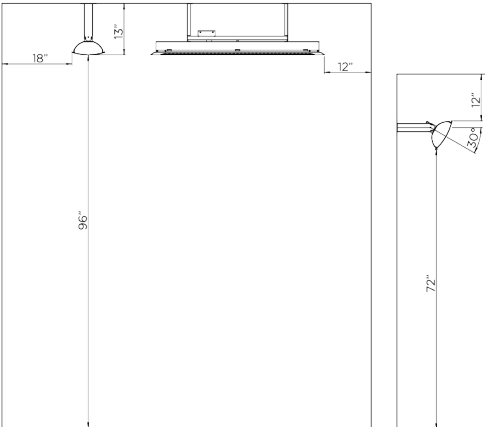
CLEARANCES

INCLUDED MOUNT

2000W & 3000W

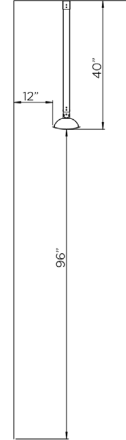


4000W & 6000W

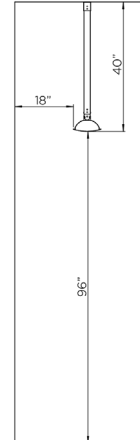


MOUNTING ACCESSORIES

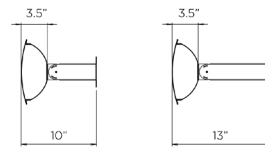
2000W & 3000W
3' MOUNT POLE



4000W & 6000W
3' MOUNT POLE



BRACKET (INCLUDED)



CEILING RECESS

