

TUNGSTEN

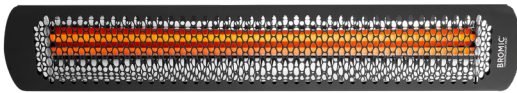
SMART-HEAT™ ELECTRIC




KEY FEATURES

- ▶ **Extensive Range of Heat Outputs:** Available in models ranging from 2000W to 6000W
- ▶ **Timeless Design:** Showcases a stylish honeycomb mesh front with a high-temperature, corrosion-resistant coating and durable stainless-steel construction. Available in black and white finishes ensuring suitability for all environments
- ▶ **Versatile Mounting Options:** Supports wall, ceiling, and recessed installations, providing versatility to suit various space requirements
- ▶ **Directional Heating:** Adjustable bracket system allows for precise heat direction, optimizing comfort for specific seating or lounge areas

COLOR OPTIONS



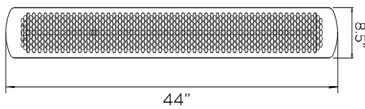
Black



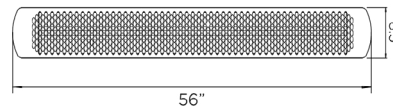
White

DIMENSIONS


2000/4000W



3000/6000W



MOUNTING OPTIONS



Wall Mounted



Ceiling Mounted




Flush Mounted

Discover more about *Tungsten Smart-Heat™ Electric*

Learn more at bromic.com

BROMIC
HEATING



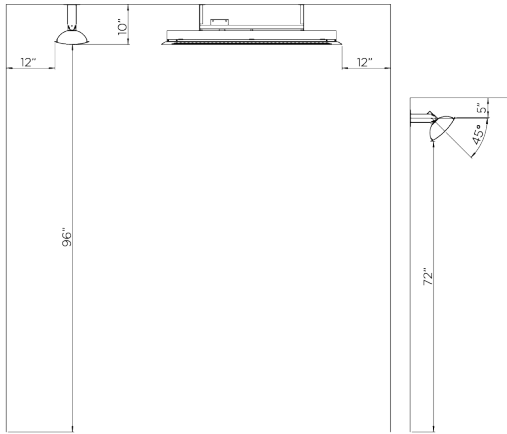
SPECIFICATIONS

| WATTAGE | HEAT AREA | WEIGHT | RATED CURRENT | MINIMUM FLOOR CLEARANCE | APPROVAL CERTIFICATION | IP RATING | CONTROL OPTIONS |
|---------|--------------------|----------|--|-------------------------|--------------------------------|-----------|--|
| 2000W | 65ft ² | 19.8lbs. | 220-240V/8.3A | WALL 72" CEILING 96" | INTERTEK ETL / cETL 4005951 | IPX4 | Affinity On/Off Affinity Dimmer Manual Wall Switch |
| 3000W | 100ft ² | 22lbs. | 220-240V/12.5A | | | | |
| 4000W | 130ft ² | 19.8lbs. | 220-240V/16.6A 208V/18.75A 277V/14.44A | | | | |
| 6000W | 160ft ² | 22lbs. | 220-240V/25A 208V/28.4A 277V/21.66A | | | | |

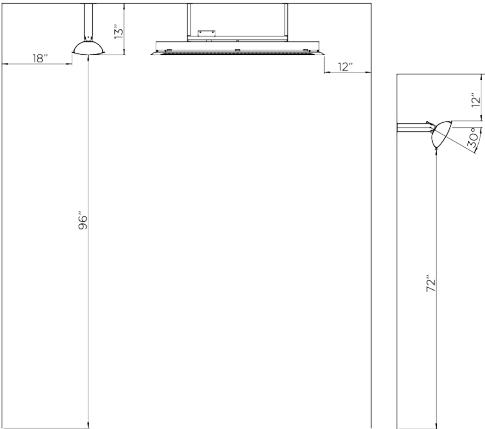
CLEARANCES

INCLUDED MOUNT

2000W & 3000W

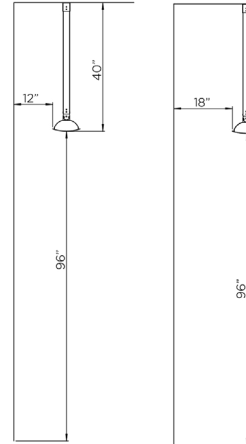


4000W & 6000W

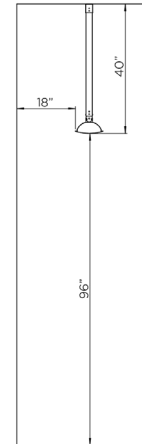


MOUNTING ACCESSORIES

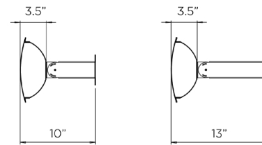
2000W & 3000W
3' MOUNT POLE



4000W & 6000W
3' MOUNT POLE



BRACKET (INCLUDED)



CEILING RECESS

