

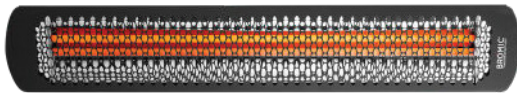
TUNGSTEN **SMART-HEAT® ELECTRIC**




KEY FEATURES

- ▶ **Extensive Range of Heat Outputs:** Available in models ranging from 2000W to 6000W.
- ▶ **Timeless Design:** Showcases a stylish honeycomb mesh front with a high-temperature, corrosion-resistant coating and durable stainless-steel construction. Available in black and white finishes ensuring suitability for all environments.
- ▶ **Versatile Mounting Options:** Supports wall, ceiling, and recessed installations, providing versatility to suit various space requirements.
- ▶ **Directional Heating:** Adjustable bracket system allows for precise heat direction, ensuring targeted heating for specific seating or lounge areas.

COLOR OPTIONS



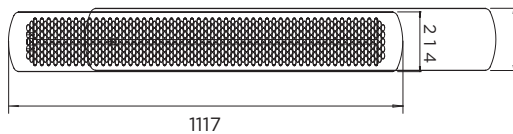
Black



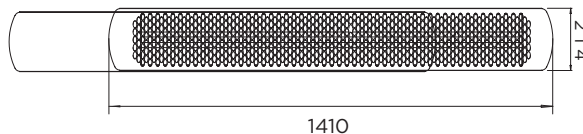
White

DIMENSIONS


2000/4000W



3000/6000W




MOUNTING OPTIONS



Wall Mounted




Ceiling Mounted



Flush Mounted


BROMIC
 HEATING
 Learn more at bromic.com



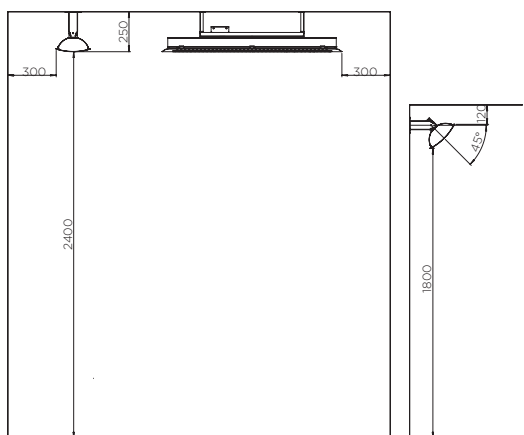
SPECIFICATIONS

PRODUCT NUMBER BLACK WHITE	WATTAGE	HEAT AREA	WEIGHT	RATED CURRENT	MINIMUM FLOOR CLEARANCE	APPROVAL CER- TIFICATION	IP RATING	CONTROL OPTIONS
BH0420022-1 BH0420026-1	2000W	6m ²	9kgs.	220-240V/8.3A	WALL 1800mm CEILING 2400mm	CE Approved	IPX4	Affinity On/Off Affinity Dimmer Man- ual Wall Switch
BH0420023-1 BH0420027-1	3000W	9m ²	10kgs.	220-240V/12.5A				
BH0420023-1 BH0420027-1	4000W	11m ²	9kgs.	220-240V/16.6A				
BH0420025-1 BH0420029-1	6000W	13m ²	10kgs.	220-240V/25A				

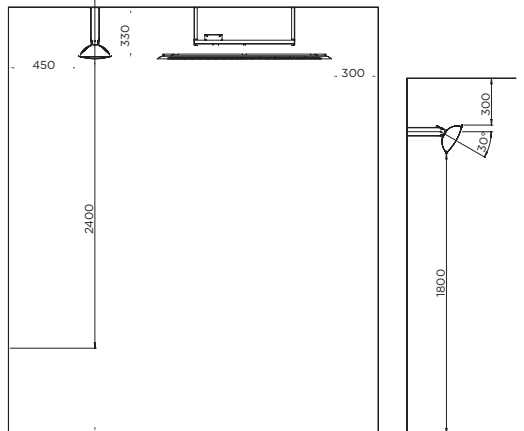
CLEARANCES

INCLUDED MOUNT

2000W & 3000W

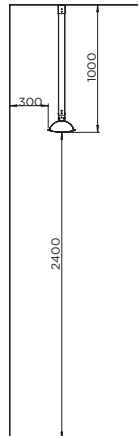


4000W & 6000W

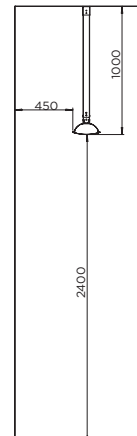


MOUNTING ACCESSORIES

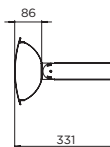
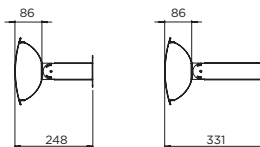
2000W & 3000W
900mm MOUNT POLE



4000W & 6000W
900mm MOUNT POLE



BRACKET (INCLUDED)



CEILING RECESS

