

# PLATINUM SMART-HEAT® ELECTRIC AND MARINE




## KEY FEATURES

- ▶ **Flexible Mounting:** includes wall, ceiling and recessed options with minimal clearance requirements.
- ▶ **Compact & Elegant Design:** provides seamless integration into design-focused spaces.
- ▶ **Durable Construction:** Features a 304 stainless steel body and tinted ceramic-glass face.
- ▶ **Customized Heat Output:** offers increments from 0-100% with Affinity controls.
- ▶ **Marine Grade Available:** Crafted with 316-grade stainless steel to counteract corrosive coastal environments.

## COLOR OPTIONS



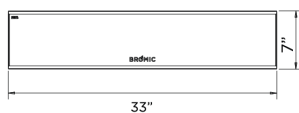
Black



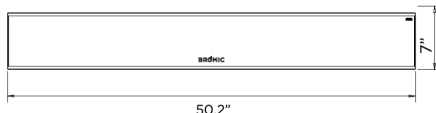
White

## DIMENSIONS


2300W



3400W



4500W



## MOUNTING OPTIONS



Wall Mounted



Ceiling Mounted




Standard Recessed Kit



Low Clearance Recess Kit

 **BROMIC**  
HEATING

Learn more at [bromic.com](https://bromic.com)



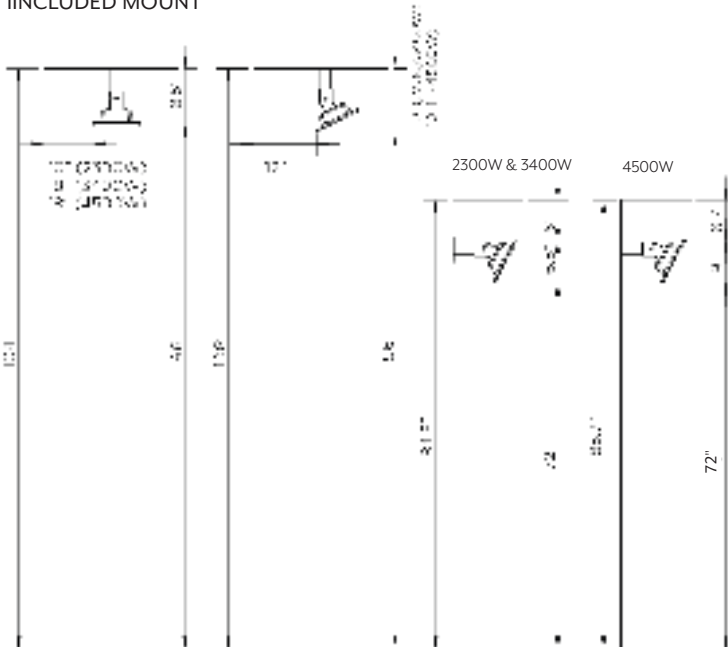
## SPECIFICATIONS

PRODUCT NUMBER BLACK   WHITE	WATTAGE	HEAT AREA	WEIGHT	RATED CURRENT	MINIMUM FLOOR CLEARANCE	APPROVAL CERTIFICATION	IP RATING	CONTROL OPTIONS
BH0320019   BH0320020 BH0320003   BH0320007	2300W	65ft <sup>2</sup>	16.5lbs.	208/11.1A 220-240V/9.6A	WALL 72" CEILING 96"	INTERTEK ETL / cETL 5001799	IP54	Affinity On/Off Affinity Dimmer Manual Wall Switch
BH0320021   BH0320022 BH0320005   BH0320008	3400W	108ft <sup>2</sup>	22lbs.	208V/16.3A 220-240V/14.2A				
BH3622004   BH3622005 BH3622000   BH3622001	4500W	143ft <sup>2</sup>	33lbs.	208V/21.6A 220-240V/18.8A				

MARINE PRODUCT NUMBER BLACK   WHITE								
BH0320023   BH0320024 BH0320015   BH0320017	2300W	65ft <sup>2</sup>	16.5lbs.	208/11.1A 220-240V/9.6A	WALL 72" CEILING 96"	INTERTEK ETL / cETL 5001799	IP54	Affinity On/Off Affinity Dimmer Manual Wall Switch
BH0320025   BH0320026 BH0320016   BH0320018	3400W	108ft <sup>2</sup>	22lbs.	208V/16.3A 220-240V/14.2A				
BH3622006   BH3622007 BH3622002   BH3622003	4500W	143ft <sup>2</sup>	33lbs.	208V/21.6A 220-240V/18.8A				

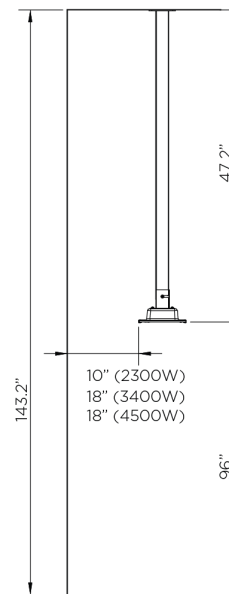
## CLEARANCES

### INCLUDED MOUNT

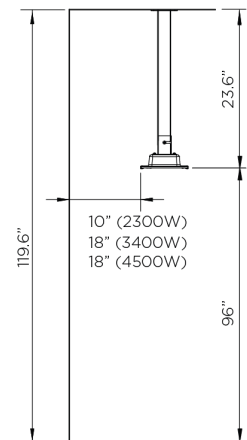


### MOUNTING ACCESSORIES

#### OPTION 1 4' SUSPENSION POLE



#### OPTION 2 2' SUSPENSION POLE



### RECESSED

#### STANDARD RECESS KIT

Refer to Installation Manual. Minimum 10" height above heater required (13.8" for the 4500W model). If you don't have the minimum height required, use the Low Clearance Recess Kit.

#### LOW CLEARANCE RECESS KIT

