

**BROMIC®**

**MARINE HEATING SOLUTIONS**





## AWARD WINNING PLATINUM SMART-HEAT™

Enjoy outdoor warmth on your deck with high-quality heaters that are designed and engineered specifically for marine applications by Bromic, and are Lloyd's Register certified.

A luxury yacht deck with a dining table and chairs overlooking a lake at sunset. The deck is covered with a white canopy and has a wooden floor. The table is set with plates, glasses, and a vase of flowers. The background shows a large body of water and mountains under a twilight sky.


FULL DECKHEAD INTEGRATION CAPABILITY

PLATINUM  
SMART-HEAT™ ELECTRIC MARINE

---



**2300W SERIES**  
BLACK | WHITE



**3400W SERIES**  
BLACK | WHITE

Available in black or white, our Lloyd's Register certified Marine outdoor heater is specifically suited for low-clearance and design-focused spaces.

With wireless remote options available for each heating solution, switch on comfort effortlessly

**[bromic.com/gowireless](https://bromic.com/gowireless)**

## ROSSINAVI YACHTS

M/Y LEL

Year Complete | 2020

Installed | 9 heaters

Exterior Design | Luca Dini

Interior Design | Luca Dini

The 50m M/Y LEL was built in 2020 by Rossinavi Yachts of Italy. She can sleep up to 13 guests and a crew of 9. Completely built in aluminium, the M/Y LEL shows off a dynamic silhouette that merges her decks and hull. Bromic Platinum Smart-Heat Electric Marine heaters were installed across all three decks and the balcony of the owners' suite, allowing them to enjoy the yacht throughout the year and in different weather conditions.

---




Pictures courtesy of Rossinavi

### VERSATILE MOUNTING SOLUTION

Minimal ceiling recess clearance required.  
Flush mounted design aesthetics.

### HIGH PERFORMANCE STAINLESS-STEEL CONSTRUCTION

Premium 316 grade stainless-steel  
suitable for marine environments.



### TRANSLUCENT CERAMIC SCREEN

Minimised light emissions and easy to clean  
in a black or white finish.

### SEALED ELEMENT

Sealed compartment with thin film  
elements to prevent corrosion.



COMPATIBLE WITH  
SMART-WIRELESS  
TECHNOLOGY

# SPECIFICATIONS

Reference the specification guide below to help you select the correct solution for your needs.

MODEL NUMBER	2300W SERIES	3400W SERIES
FUEL TYPE	ELECTRIC	ELECTRIC
COLOUR	BLACK   WHITE	BLACK   WHITE
HEAT AREA	6M <sup>2</sup>	10M <sup>2</sup>
RATED CURRENT	220 - 240V/9.6A	220 - 240V/14.2A
MINIMUM FLOOR CLEARANCE	1800MM	1800MM
<b>MOUNTING OPTIONS</b>		
CEILING MOUNT	✓	✓
WALL MOUNT	✓	✓
RECESSED   FLUSH MOUNT	✓	✓
CEILING POLE MOUNT	✓	✓
FREESTANDING	-	-
<b>CONTROL OPTIONS</b>		
ON   OFF*	✓	✓
DIMMER	✓	✓
MASTER REMOTE**	✓	✓

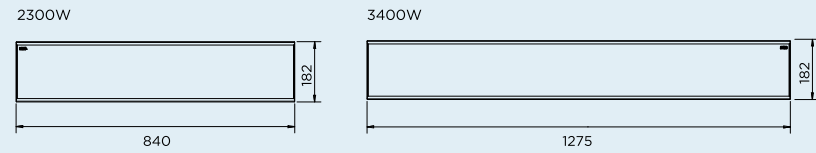
\*Compatible with Home Automation and Building Automation Systems via RS232 plugin.

\*\*Control up to six zones of heaters with unlimited heaters per zone from a single control. Works only with dimming controllers. Control operates within 30m of heaters.

# DIMENSIONS


With a wide range of sizes available, find the ideal heater to suit your outdoor space.

## PROFILE




## CEILING RECESS

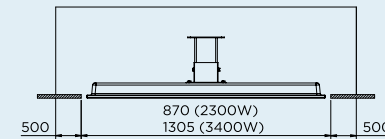
CEILING RECESS FRAME 2300W



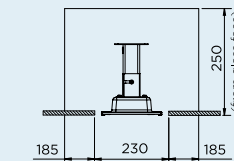
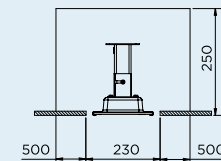
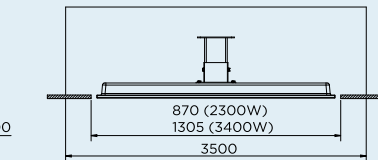
CEILING RECESS FRAME 3400W



MINIMUM CAVITY OPTION 1



MINIMUM CAVITY OPTION 2



**BROMIC.COM/HEAT**

**Australia & Asia Head Office**

10 Phiney Place, Ingleburn  
Sydney NSW 2565 Australia  
Tel. +61 2 9426 5222

**Europe**

Hoofdstraat 43 | Business Center De Bank  
5481 AA Schijndel | The Netherlands  
Tel. +31 7 3704 1029

**North America**

18 Technology Drive | STE 143  
Irvine California 92618 USA  
Tel. 1800 301 1293



**Lloyd's  
Register**