

PLATINUM SMART-HEAT™ ELECTRIC MARINE

Made in high-quality, AISI316-grade stainless-steel, our Platinum Smart-Heat™ Electric Marine heaters were specifically engineered to provide superior resistance to the corrosive elements of marine and coastal environments. Available in a white or black finish, the translucent ceramic glass screen spreads radiant heat evenly across large areas while minimising light emission.



2300W & 3400W SERIES
BLACK | WHITE



2300W & 3400W SERIES
BLACK | WHITE

SPECIFICATIONS

Reference the specification guide below to help you select the correct solution for your needs.

MODEL NUMBER	2300W SERIES	3400W SERIES
PRODUCT CODES	2620251 2620253	2620252 2620254
FUEL TYPE	ELECTRIC	ELECTRIC
COLOUR	BLACK WHITE	BLACK WHITE
HEAT AREA	6M ²	10M ²
RATED CURRENT	220 - 240V/9.6A	220 - 240V/14.2A
MINIMUM FLOOR CLEARANCE	WALL 1800MM	CEILING 2400MM

MOUNTING OPTIONS

CEILING MOUNT	✓	✓
CEILING RECESS KIT PRODUCT CODES	2620255	2620256
WALL MOUNT	✓	✓
RECESSED FLUSH MOUNT	✓	✓
CEILING POLE MOUNT	✓	✓
FREESTANDING	-	-

CONTROL OPTIONS

ON OFF	✓	✓
ON OFF PRODUCT CODE	2620275	2620275
DIMMER	✓	✓
DIMMER PRODUCT CODE	2620276	2620276
MASTER REMOTE *	✓	✓

* Controls up to six zones of heaters with unlimited heaters per zone from a single control. Works only with dimming controllers. Control operates within 30m of heaters.

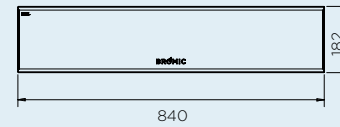
Measurements displayed within this document are minimum requirements for installation. Bromic takes no responsibility for incorrect or non-compliant installations. All measurement in this document are displayed in mm.

DIMENSIONS


With a wide range of sizes available, find the ideal heater to suit your outdoor space.

PROFILE

2300W

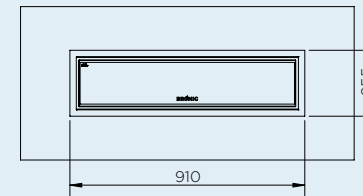


3400W




CEILING RECESS

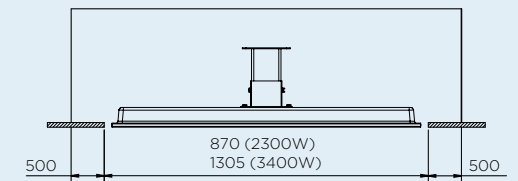
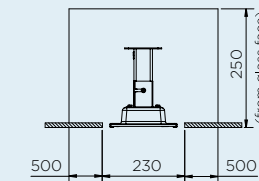
CEILING RECESS FRAME 2300W



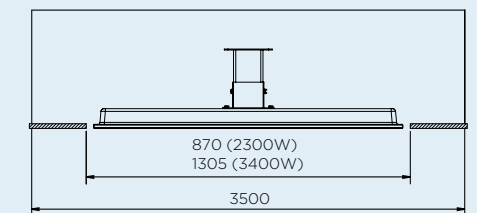
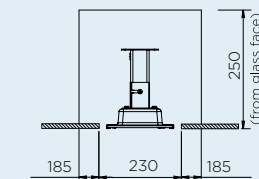
CEILING RECESS FRAME 3400W



OPTION 1 - STANDARD CAVITY SPACE



OPTION 2 - NARROW CAVITY SPACE



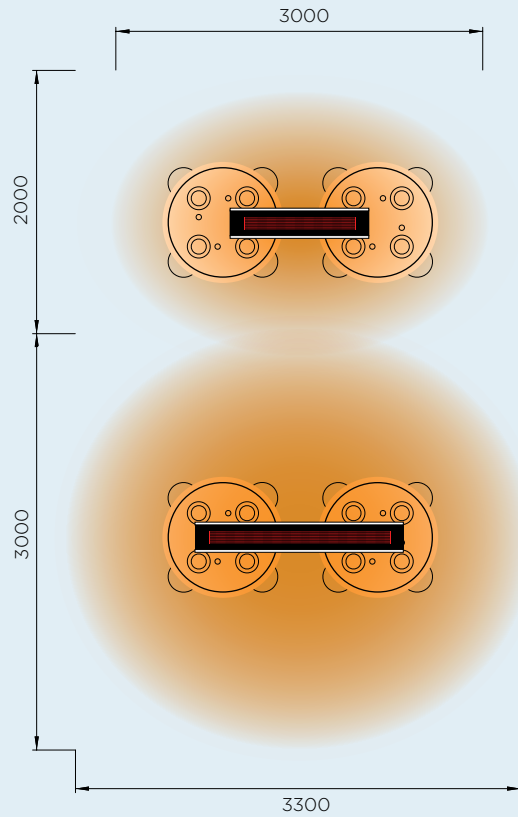
HEATING REACH

Creating ideal comfort levels, Bromic heaters offer a variety of heat distribution options to suit your outdoor heating needs.

HEAT AREAS

2300W SERIES

HEATING APPROXIMATELY 6M²
2300W HEATING POWER



*HEAT AREA DEPENDENT ON AMBIENT TEMPERATURE AND WIND. OPTIMUM CONDITIONS EXPERIENCED AT APPROX 15.5°C AND IN A LOW WIND COVERED ENVIRONMENT.



EXTEND YOUR COMFORT
OUTDOORS WITH THE SUPERIOR
HEAT AND AWARD-WINNING
DESIGN OF OUR SMART-HEAT™
OUTDOOR HEATERS.



**VERSATILE
MOUNTING SOLUTION**
Minimal ceiling recess
clearance required. Flush
mounted design aesthetics.

**HIGH PERFORMANCE
STAINLESS-STEEL CONSTRUCTION**
Premium 316 grade stainless-steel
suitable for marine and coastal
environments.



**TRANSLUCENT
CERAMIC SCREEN**
Minimized light emissions
and easy to clean in a black
or white finish.

SEALED ELEMENT
Sealed compartment
with thin film elements to
prevent corrosion.



**COMPATIBLE WITH
SMART-WIRELESS
TECHNOLOGY**

BROMIC.COM

ASIA PACIFIC | NORTH AMERICA | EUROPE

Bromic pursues a policy of continuing improvement in design and performance of its products. The right is therefore reserved to vary specifications without notice.