

# ECLIPSE SMART-HEAT™ PORTABLE

Dim the lights and turn up the heat with our Eclipse Smart-Heat™ Electric Portable heater. Featuring a striking, elegant design, this powerful heater will bring both warmth and light to design-focused outdoor spaces.

## PRECISE CONTROL

Accurately adjust the heat output (0/33/66/100%) for complete control over the level of comfort.

## CERAMIC FASCIA

Spreads heat evenly across any area while minimising light emission from the heating element.

## DIMMABLE LIGHT

Complete flexibility over level of brightness for the right amount of ambience.

## PREMIUM CONSTRUCTION

Premium, corrosion-resistant, double-coated steel to ensure longevity of use and aesthetic appeal for years to come.

## UNIQUE DESIGN

Elegantly understated design that complements any design-focused outdoor environment.

## FLEXIBILITY OF USE

Stable base unit with wheels for easy manoeuvrability and flexibility over location.

# SPECIFICATIONS

Reference the specification guide below to help you select the correct solution for your needs.

## MODEL NUMBER

PRODUCT CODE	2620611-1
FUEL TYPE	ELECTRIC (3000W)
COLOUR	MATTE BLACK
MATERIAL (HEATER HEAD)	PREMIUM COATED 304 STAINLESS STEEL
MATERIAL (FREESTANDING FRAME)	PREMIUM, DOUBLE COATED STEEL
HEAT AREA	11M <sup>2</sup>
LED COLOUR	WARM WHITE - DIMMABLE
LED TEMPERATURE	3000K
LED LUMENS	216.6
RATED CURRENT & VOLTAGE	220-240 V - A.C. - 50-60 HZ
MINIMUM FLOOR CLEARANCE	2000MM

## MOUNTING OPTION

FREESTANDING	✓
--------------	---

## CONTROL OPTIONS

DIMMER CONTROL	INCLUDED
MASTER REMOTE ECLIPSE*	2620662-1 (OPTIONAL)

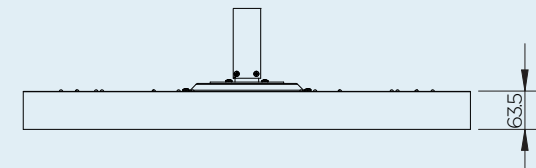
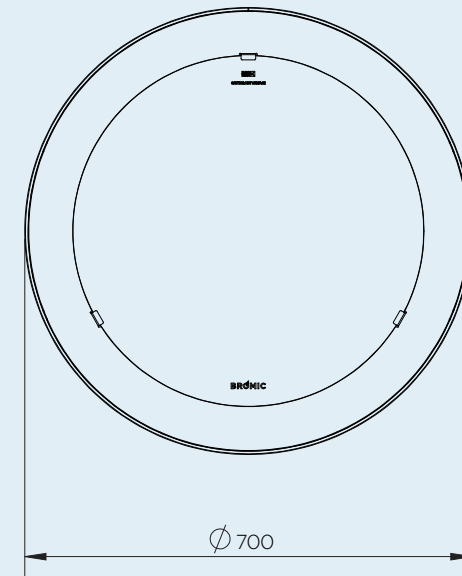
\*Control up to six zones of heaters with unlimited heaters per zone from a single remote. Dimmer control required.

Measurements displayed within this document are minimum requirements for installation. Bromic takes no responsibility for incorrect or non-compliant installations. All measurement in this document are displayed in mm.

# DIMENSIONS

With a wide range of sizes available, find the ideal heater to suit your outdoor space.

## PRODUCT MEASUREMENTS

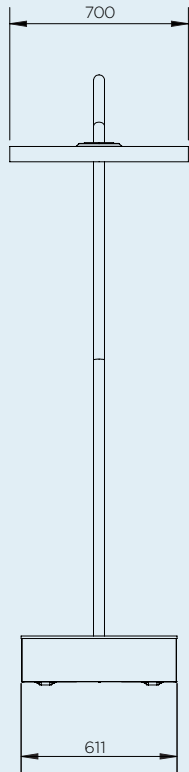


# CLEARANCE

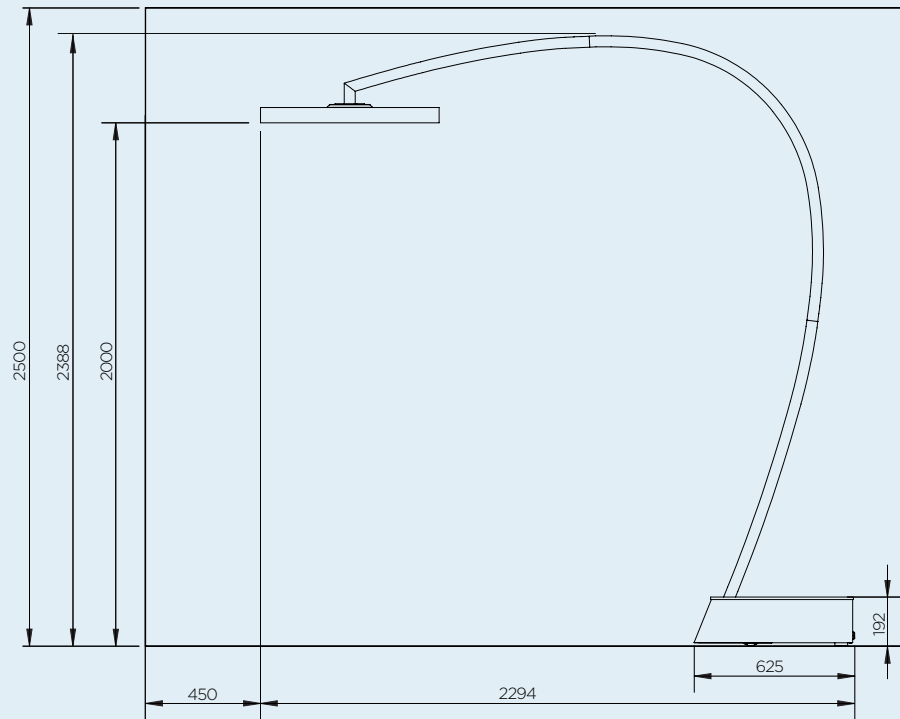
With a wide array of mounting options, Bromic offers solutions to compliment any décor and provide functionality for ambiance and comfort.

## FREESTANDING

FRONT VIEW



CEILING & WALL CLEARANCE



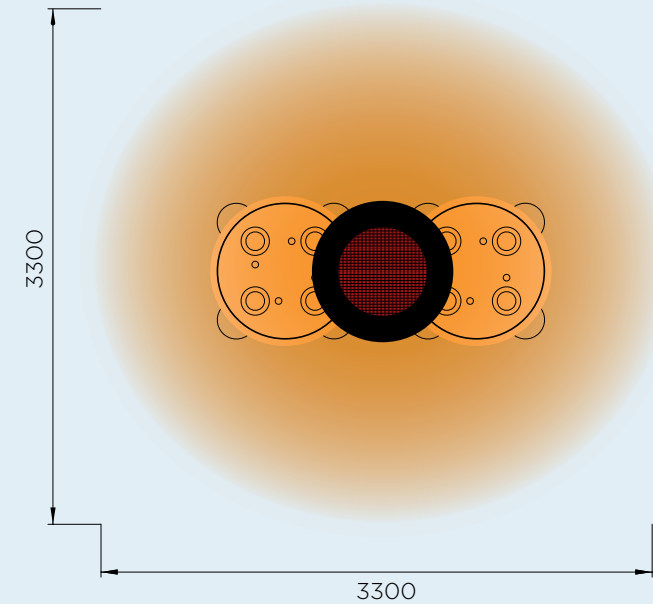
# HEATING REACH

Creating ideal comfort levels, Bromic heaters offer a variety of heat distribution options to suit your outdoor heating needs.

## HEAT AREAS

### 3000W SERIES

HEATING APPROXIMATELY 11M<sup>2</sup>  
3000W HEATING POWER



\*HEAT AREA DEPENDENT ON AMBIENT TEMPERATURE AND WIND. OPTIMUM CONDITIONS EXPERIENCED AT APPROX 15.5°C AND IN A LOW WIND COVERED ENVIRONMENT.

EXTEND YOUR COMFORT OUTDOORS  
WITH THE SUPERIOR HEAT AND  
AWARD-WINNING DESIGN OF OUR  
SMART-HEAT™ OUTDOOR HEATERS.



[BROMIC.COM](https://www.bromic.com)

ASIA PACIFIC | NORTH AMERICA | EUROPE

Bromic pursues a policy of continuing improvement in design and performance of its products. The right is therefore reserved to vary specifications without notice.