

DESCRIPTION OF THE PRODUCT

UHF band remote with PLL controlled carrier frequency. This type of remote is used for controlling devices for domestic use, automatic openings, ON-OFF light control, dimming, etc. This appliance transmits a rolling code type signal to prevent duplication and guarantee maximum secrecy. The remote code can be stored in the receiver directly via the latter or via radio from the remote. With the second possibility you can add new remotes to an existing system without having to touch the receiver. This can be done directly by the end user (the installer's help is not required). The code is stored in the receiver's EEPROM memory that retains it even if power is cut temporarily.

SAFETY RULES

- Do not use the manual remote in places or where systems are sensitive to radio emissions (e.g. airports, hospitals).
- Keep the remote out of the reach of children and animals.
- Do not keep or use the remote in places that are damp, where there is steam, high air humidity, dust or where it is exposed to the direct rays of the sun or similar environmental conditions.
- Do not let the remote drop: it could be damaged or its range of action reduced.
- Changes or modification not expressly approved by the party responsible for compliance could void the user's authority to operate the equipment.

USE

- The operator is in no way protected against interference from other telecommunication equipment or systems (e.g. authorized radio systems working on the same frequency range).
- If you are having problems with its range of action, fix the remote up high. Change the battery if necessary.

CHANGING THE BATTERY - BATTERY IS HAZARDOUS

- **WARNING:** Keep the batteries out of the reach of children, whether new or used.
- If swallowed, the lithium button battery can cause severe or fatal injuries in 2 hours or less if it is swallowed or placed inside any part of the body.
- Medical attention should be sought immediately if it is suspected the battery has been swallowed or placed inside any part of the body.
- Explosion hazard if the battery is substituted incorrectly.
- Replace the battery with a CR 2430 type battery only.
- Always wrap the battery up, both when it is being stored and when it is being disposed of. The battery should not come into contact with other metal objects as it could cause the battery to run down, catch fire or be damaged.
- Dispose of damaged or finished batteries immediately in compliance with the law. To this end, contact the authorities for safeguarding the environment or the center for disposing of waste materials in your area.
- Do not throw the battery away with household rubbish.

1. Open the back cover (manual remote)
2. Take the old battery out and put the new one in the same way.

Ensure the batteries are installed correctly according to polarity (+ and -)!

GUARANTEE

The guarantee complies with the law. If the guarantee has to be used please refer to the specialized retailer. The right to the guarantee is applicable only for the country in which the manual remote was purchased. The batteries are not covered by the guarantee.

HOW TO STORE A REMOTE VIA RADIO WITHOUT ACCESSING THE RECEIVER BY MEANS OF A PREVIOUSLY STORED REMOTE

- Press the P3 button inside the already programmed remote. The active receiver will sound continuously. If there is no sound, the remote is not programmed into the receiver.
- Within 5 seconds, press a button of the already programmed remote, relative to the function to copy. The sound will be interrupted, and continue for another 5 seconds.
- During the sound, press a button of the new remote that requires to be programmed. The programming is indicated by an intermittent sound.

CONFORMITY

Bromic declares that the remotes supplied satisfy the following technical regulations:

- FCC (Federal Communications Commission) Part 15 (FCC ID: P59TVTXI916S; P59TVEVO916S)
- IC (Industry Canada) RSS-102 (IC: I1242A-TVTXI916S; IC: I1242A-TVEVO916S)
- UL4200A

This device complies with part 15 of the FCC Rules. Operation is subject to the following two conditions (1) this device may not cause harmful interference, and (2) this device must accept any interference received, including interference that may cause undesired operation.

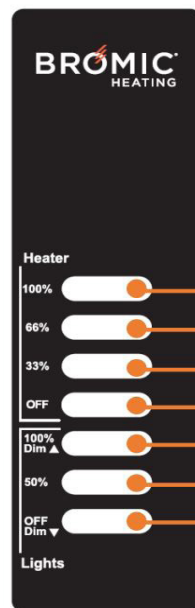
- Remove and immediately recycle or dispose of used batteries according to local regulations and keep away from children. Do NOT dispose of batteries in household trash or incinerate.
- Even used batteries may cause severe injury or death.
- Call a local poison control center for treatment information.
- Non-rechargeable batteries are not to be recharged.
- Do not force discharge, recharge, disassemble, heat above 55°C / 131°F or incinerate. Doing so may result in injury due to venting, leakage or explosion resulting in chemical burns.
- Do not mix old and new batteries, different brands or types of batteries, such as alkaline, carbon-zinc, or rechargeable batteries.
- Remove and immediately recycle or dispose of batteries from equipment not used for an extended period of time according to local regulations.
- Always completely secure the battery compartment. If the battery compartment does not close securely, stop using the product, remove the batteries, and keep them away from children.

TECHNICAL DATA

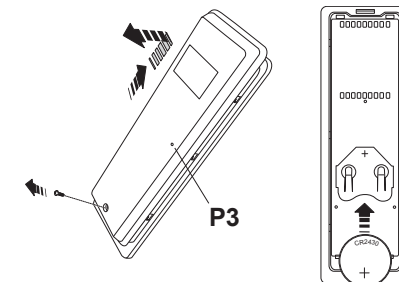
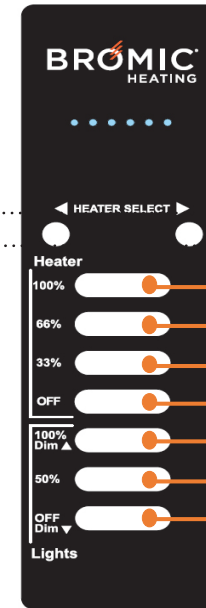
The manufacturer programs each individual remote with a unique code

Model	Eclipse-Wireless Remote	Eclipse-Master (42) Wireless Remote
Carrier Frequency	916MHz (US/AU) / 868.3MHz (EU)	
Modulation	FSK	
Power Supply	3V ±10% CR2430 battery	
Consumption when transmitting	10mA	
Working Temperature	-10+55°C / 14+131°F	
Range	30m / 100ft	

ECLIPSE WIRELESS REMOTE



ECLIPSE MASTER (42) WIRELESS REMOTE



Keep the remote away from Children!

SEL button: multi-remote function

Press the SEL buttons from left or right in order to select design zone.

